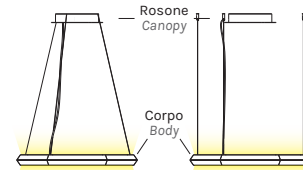


INDOOR - SUSPENSION

EXAGON



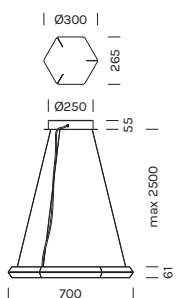
- alluminio, policarbonato



- aluminum, polycarbonate

Con rosone e driver, cavi inclinati

With canopy and driver, slanted cables



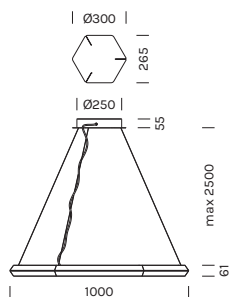
	M 2700K	W 3000K	N 4000K
Power	↑25.9W ↓47.5W	↑25.9W ↓47.5W	↑25.9W ↓47.5W
Nominal lumen	↑2802.6lm ↓5138.1lm	↑3114.0lm ↓5709.0lm	↑3425.4lm ↓6279.9lm
CRI	>94	>94	>94
Supply	220-240V	220-240V	220-240V

Item	Temperature	Canopy	Body
9710	M	-BV	-BR
	W		
	N		

...composed by
RS39 (1Pz)
9700 (1Pz)

Con rosone e driver, cavi inclinati

With canopy and driver, slanted cables



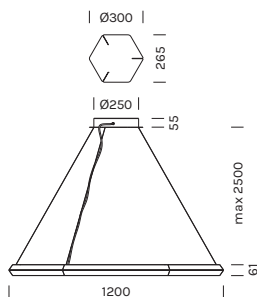
	M 2700K	W 3000K	N 4000K
Power	↑38.9W ↓73.4W	↑38.9W ↓73.4W	↑38.9W ↓73.4W
Nominal lumen	↑4203.9lm ↓7940.7lm	↑4671.0lm ↓8823.0lm	↑5138.1lm ↓9705.3lm
CRI	>94	>94	>94
Supply	220-240V	220-240V	220-240V

Item	Temperature	Canopy	Body
9711	M	-BV	-BR
	W		
	N		

...composed by
RS39 (1Pz)
9701 (1Pz)

Con rosone e driver, cavi inclinati

With canopy and driver, slanted cables



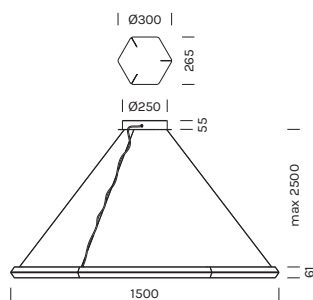
	M 2700K	W 3000K	N 4000K
Power	↑47.5W ↓90.7W	↑47.5W ↓90.7W	↑47.5W ↓90.7W
Nominal lumen	↑5138.1lm ↓9809.1lm	↑5709.0lm ↓10899.0lm	↑6279.9lm ↓11988.9lm
CRI	>94	>94	>94
Supply	220-240V	220-240V	220-240V

Item	Temperature	Canopy	Body
9712	M	-BV	-BR
	W		
	N		

...composed by
RS39 (1Pz)
9702 (1Pz)

Con rosone e driver, cavi inclinati

With canopy and driver, slanted cables

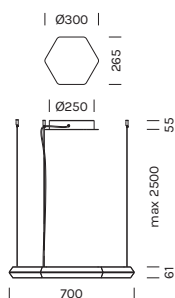


	9713	M 2700K	W 3000K	N 4000K
Power		↑60.5W ↓116.6W	↑60.5W ↓116.6W	↑60.5W ↓116.6W
Nominal lumen		↑6539.4lm ↓12611.7lm	↑7266.0lm ↓14013.0lm	↑7992.6lm ↓15414.3lm
CRI		>94	>94	>94
Supply		220-240V	220-240V	220-240V

Item	Temperature	Canopy	Body
9713	M	-BV	-BR
..... composed by RS39 (1Pz)	W		
9703 (1Pz)	N		

Con rosone e driver, cavi dritti

With canopy and driver, straight cables

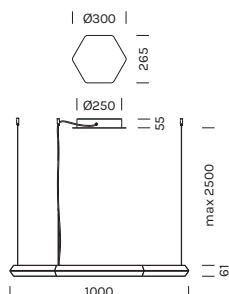


9720	M 2700K	W 3000K	N 4000K
Power	↑25.9W ↓47.5W	↑25.9W ↓47.5W	↑25.9W ↓47.5W
Nominal lumen	↑2802.6lm ↓5138.1lm	↑3114.0lm ↓5709.0lm	↑3425.4lm ↓6279.9lm
CRI	>94	>94	>94
Supply	220-240V	220-240V	220-240V

Item	Temperature	Canopy	Body
9720	M	-BV	-BR
...composed by	W		
RS38 (1Pz)	N		
9700 (1Pz)			

Con rosone e driver, cavi dritti

With canopy and driver, straight cables

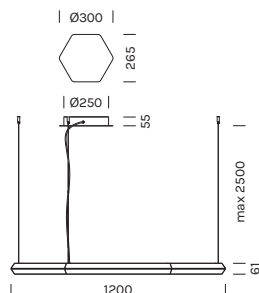


9721	M 2700K	W 3000K	N 4000K
Power	↑38.9W ↓73.4W	↑38.9W ↓73.4W	↑38.9W ↓73.4W
Nominal lumen	↑4203.9lm ↓7940.7lm	↑4671.0lm ↓8823.0lm	↑5138.1lm ↓9705.3lm
CRI	>94	>94	>94
Supply	220-240V	220-240V	220-240V

Item	Temperature	Canopy	Body
9721	M	-BV	-BR
...composed by	W		
RS38 (1Pz)	N		
9701 (1Pz)			

Con rosone e driver, cavi dritti

With canopy and driver, straight cables

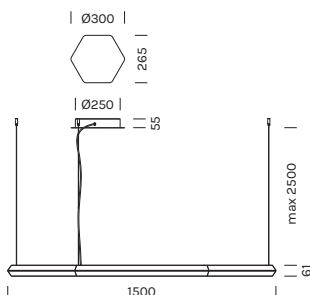


9722	M 2700K	W 3000K	N 4000K
Power	↑47.5W ↓90.7W	↑47.5W ↓90.7W	↑47.5W ↓90.7W
Nominal lumen	↑5138.1lm ↓9809.1lm	↑5709.0lm ↓10899.0lm	↑6279.9lm ↓11988.9lm
CRI	>94	>94	>94
Supply	220-240V	220-240V	220-240V

Item	Temperature	Canopy	Body
9722	M	-BV	-BR
...composed by	W		
RS38 (1Pz)	N		
9702 (1Pz)			

Con rosone e driver, cavi dritti

With canopy and driver, straight cables



9723	M 2700K	W 3000K	N 4000K
Power	↑60.5W ↓116.6W	↑60.5W ↓116.6W	↑60.5W ↓116.6W
Nominal lumen	↑6539.4lm ↓12611.7lm	↑7266.0lm ↓14013.0lm	↑7992.6lm ↓15414.3lm
CRI	>94	>94	>94
Supply	220-240V	220-240V	220-240V

Item	Temperature	Canopy	Body
9723	M	-BV	-BR
...composed by	W		
RS38 (1Pz)	N		
9703 (1Pz)			